

Find messages, documents, photos or people




Home

Compose

← Back ↶ ↷ → Archive Move Delete Spam

- Inbox 448
- Unread
- Starred
- Drafts 201
- Sent**
- Archive
- Spam
- Trash
- ^ Less
- Views Hide
- Photos
- Documents
- Subscriptions
- Groceries
- Deals
- Receipts
- Travel
- Folders Hide
- + New Folder
- Boxbe Wait... 999+
- Finance Email...
- untitled

FAR 4 of PENRO South Cotabato for the month of October, 2020 Yahoo/Sent


 **Victoria Galvez** <acctg_penrokor@yahoo.com> Fri, Oct 30, 2020 at 10:23 AM

To:
denr12accounting@yahoo.com, Marilyn Baldonado


Good Day!

Please see attached file

Thank You



MDR October.xlsx
24.7 KB



MONTHLY REPORT OF DISBURSEMENTS
For the month of October, 2020

Department : Department of Environment and Natural Resources (DENR)
 Agency/Entity : Office of the Secretary
 Operating Unit : REGIONAL OFFICE
 Organization Code : 10 001 0300012
 Fund Cluster : 01 Regular Agency Fund

Particulars	Current Year Budget					Prior Year's Accounts Payable										Current Year's Accounts Payable					Trust Liabilities					Grand Total				
	PS	MOOE	Fin IE	CO	TOTAL	PS	MOOE	Fin K	CO	Sub-Total	PS	MOOE	Fin Ex	CO	Sub-Total	TOTAL	SUB-TOTAL	PS	MOOE	CO	TOTAL	PS	MOOE	FinK	CO	T				
CASH DISBURSEMENTS	1	2	3	4	5	6=2+3+4+5	7	8	9	10	11=7+8+9+10	12	13	14	15	16=12+13+14+15	17=11+16	18=6+17	19	20	21	22=19+20+21	23	24	25	26	27=23+24+25+26			
Notice of Cash Allocation (NCA)	3,943,728.51	2,770,572.14	##	974,409.78	7,688,710.43	-	-	-	-	-	-	-	-	-	-	7,688,710.43	7,688,710.43	-	-	-	-	3,943,728.51	2,770,572.14	-	974,409.78	-	974,409.78			
MOS Checks Issued	1,871,315.06	1,154,951.44	-	-	3,026,266.50	-	-	-	-	-	-	-	-	-	-	3,026,266.50	3,026,266.50	-	-	-	-	1,871,315.06	1,154,951.44	-	974,409.78	-	974,409.78			
Advice to Debit Account	2,072,413.45	1,615,620.70	-	974,409.78	4,662,443.93	-	-	-	-	-	-	-	-	-	-	4,662,443.93	4,662,443.93	-	-	-	-	2,072,413.45	1,615,620.70	-	974,409.78	-	974,409.78			
Notice of Transfer Allocations (NTA)	-	-	-	-	-	-	-	-	-	-	-	-	-	-	-	-	-	-	-	-	-	-	-	-	-	-	-	-		
MOS Checks Issued	-	-	-	-	-	-	-	-	-	-	-	-	-	-	-	-	-	-	-	-	-	-	-	-	-	-	-	-		
Advice to Debit Account	-	-	-	-	-	-	-	-	-	-	-	-	-	-	-	-	-	-	-	-	-	-	-	-	-	-	-	-		
Working Fund for FAS	-	-	-	-	-	-	-	-	-	-	-	-	-	-	-	-	-	-	-	-	-	-	-	-	-	-	-	-		
Cash Disbursement Ceiling (CDC)	-	-	-	-	-	-	-	-	-	-	-	-	-	-	-	-	-	-	-	-	-	-	-	-	-	-	-	-		
TOTAL CASH DISBURSEMENTS	3,943,728.51	2,770,572.14	##	974,409.78	7,688,710.43	-	-	-	-	-	-	-	-	-	-	7,688,710.43	7,688,710.43	-	-	-	-	3,943,728.51	2,770,572.14	-	974,409.78	-	974,409.78			
NON-CASH DISBURSEMENTS	-	-	-	-	-	-	-	-	-	-	-	-	-	-	-	-	-	-	-	-	-	-	-	-	-	-	-	-		
Tax Remittance Advice Issued (TRA)	-	-	-	-	-	-	-	-	-	-	-	-	-	-	-	-	-	-	-	-	-	-	-	-	-	-	-	-		
Non-Cash Availment Authority (NCAA)	-	-	-	-	-	-	-	-	-	-	-	-	-	-	-	-	-	-	-	-	-	-	-	-	-	-	-	-		
Disbursements effected through outright deductions from claims. (please specify...)	-	-	-	-	-	-	-	-	-	-	-	-	-	-	-	-	-	-	-	-	-	-	-	-	-	-	-	-		
Overpayment of expenses (e.g. personal benefits)	-	-	-	-	-	-	-	-	-	-	-	-	-	-	-	-	-	-	-	-	-	-	-	-	-	-	-	-		
Restitution for loss of government property	-	-	-	-	-	-	-	-	-	-	-	-	-	-	-	-	-	-	-	-	-	-	-	-	-	-	-	-		
Liquidated damages and similar claims	-	-	-	-	-	-	-	-	-	-	-	-	-	-	-	-	-	-	-	-	-	-	-	-	-	-	-	-		
Others (TFE, BT-Documentary Stamp Tax, etc.)	-	-	-	-	-	-	-	-	-	-	-	-	-	-	-	-	-	-	-	-	-	-	-	-	-	-	-	-		
TOTAL NON-CASH DISBURSEMENTS	-	-	-	-	-	-	-	-	-	-	-	-	-	-	-	-	-	-	-	-	-	-	-	-	-	-	-	-		
GRAND TOTAL	3,943,728.51	2,770,572.14	##	974,409.78	7,688,710.43	-	-	-	-	-	-	-	-	-	-	7,688,710.43	7,688,710.43	-	-	-	-	3,943,728.51	2,770,572.14	-	974,409.78	-	974,409.78			

SUMMARY

Particulars (1)	Previous Report (2)	This Month (3)	As at Date (4)
Total Disbursement Authorities Received	74,214,201.19	15,425,000.00	89,639,201.19
NCA	57,694,196.00	15,425,000.00	73,119,196.00
NRA	15,744,705.93	-	15,744,705.93
Working Fund	-	-	-
TIRA	775,299.26	-	775,299.26
CDC	-	-	-
NCAA	-	-	-
Less: Notice of Transfer of Allocations (NTRA)* Issued	-	-	-
Total Disbursement Authorities Available	74,214,201.19	15,425,000.00	89,639,201.19
Less:			
Lapsed NCA	4,702.87	7,736,289.57	7,740,992.44
Disbursements	73,434,199.06	7,688,710.43	81,122,909.49
Less: Other Non-Cash Disbursements	-	-	-
Disbursements effected through outright deductions from claims	-	-	-
Overpayment of expense (e.g. personnel benefits)	-	-	-
Restitution for loss of government property	-	-	-
Liquidated damages and similar claims	-	-	-
Others (e.g. TEF, BTT, Docs Stamp, etc.)	-	-	-
Add/less: Adjustments (e.g. cancelled/staled checks)	-	-	-
Balance of Disbursement Authorities as at date	28,925,537.54	(3,313,713.30)	25,611,824.24
Total Disbursements Program	74,214,201.19	15,425,000.00	89,639,201.19
Less: Actual Disbursements	45,283,960.78	11,002,423.73	56,286,384.51
(Over)/Under spending	28,930,240.41	4,422,576.27	33,352,816.68

Notes: * The use of NTA is discouraged
 Notes: - Amounts should tally with the grand total disbursement (column 27).

Certified Correct:

GIORNA M. SILVEDRIO, CPA
 Accountant III